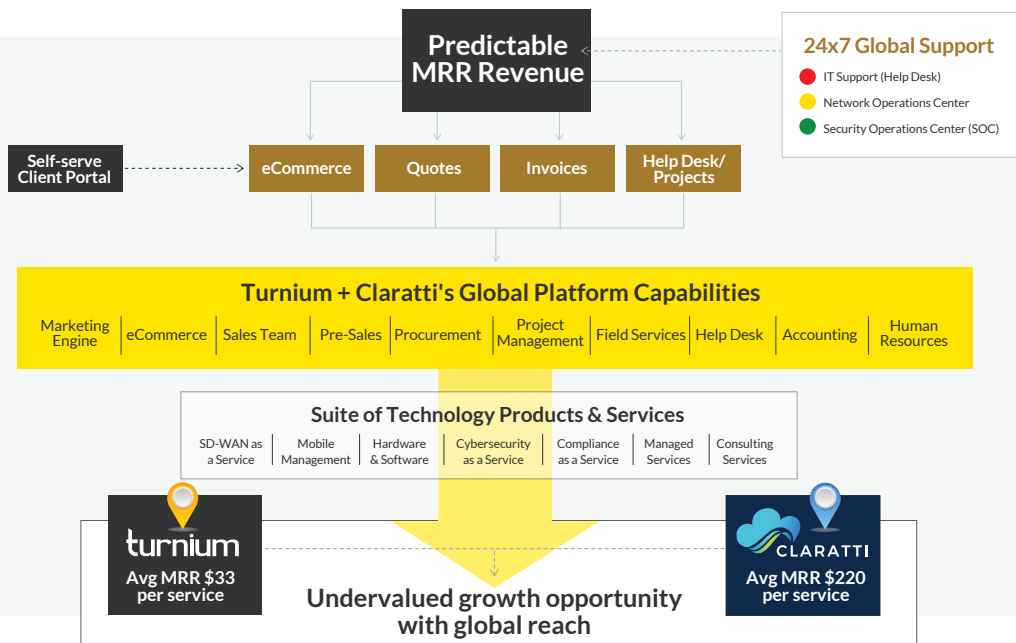


COMPANY OVERVIEW:

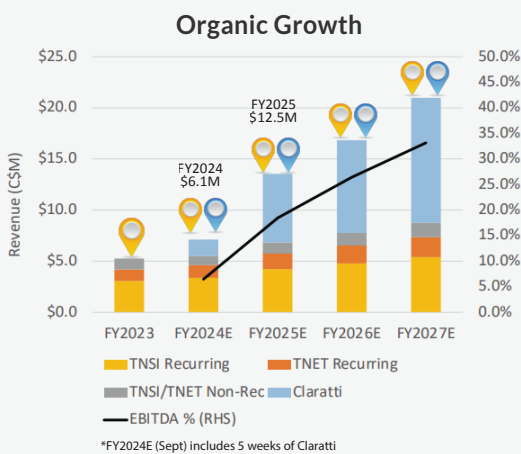
TSXV:TTGI; E48-FSE

Turnium Technology Group Incorporated (TTGI), headquartered in Vancouver, Canada, recently acquired Claratti, a Technology as a Service (TaaS) platform based in Perth, Australia. With a combined headcount of approximately 40 employees, this strategic acquisition strengthens both companies' positions in the market. Turnium, known for its competitive secure SD-WAN solutions, and Claratti, with its A.I. driven Marketing & Sales Engine, will enhance lead generation and sales processes for their OEM partners. This alignment in sales, technical, and back-office functions creates a powerful synergy between the two companies.

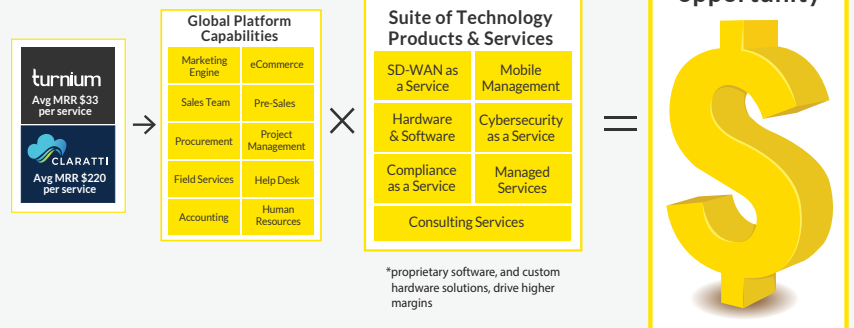
The acquisition has effectively doubled the size of Turnium's business, offering substantial cross-selling opportunities. With both companies selling their solutions via OEM partners, the combined technical advancements put them in a strong position to capitalize on these opportunities. Looking forward, Turnium is confident in generating \$11-\$14 million in revenue for fiscal 2025, leveraging their enhanced capabilities and expanded market reach.



CUSTOMER GROWTH



New Users



BOARD OF DIRECTORS:



Ralph Garcea
Chairman



Doug Childress
CEO & Claratti Founder



Johan Arnet
Turnium Founder



Erin Campbell
ICD.D



Craig Pentland
Director



Jim Lovie
Director

GLOBAL REACH:

TSXV:TTGI; E48-FSE

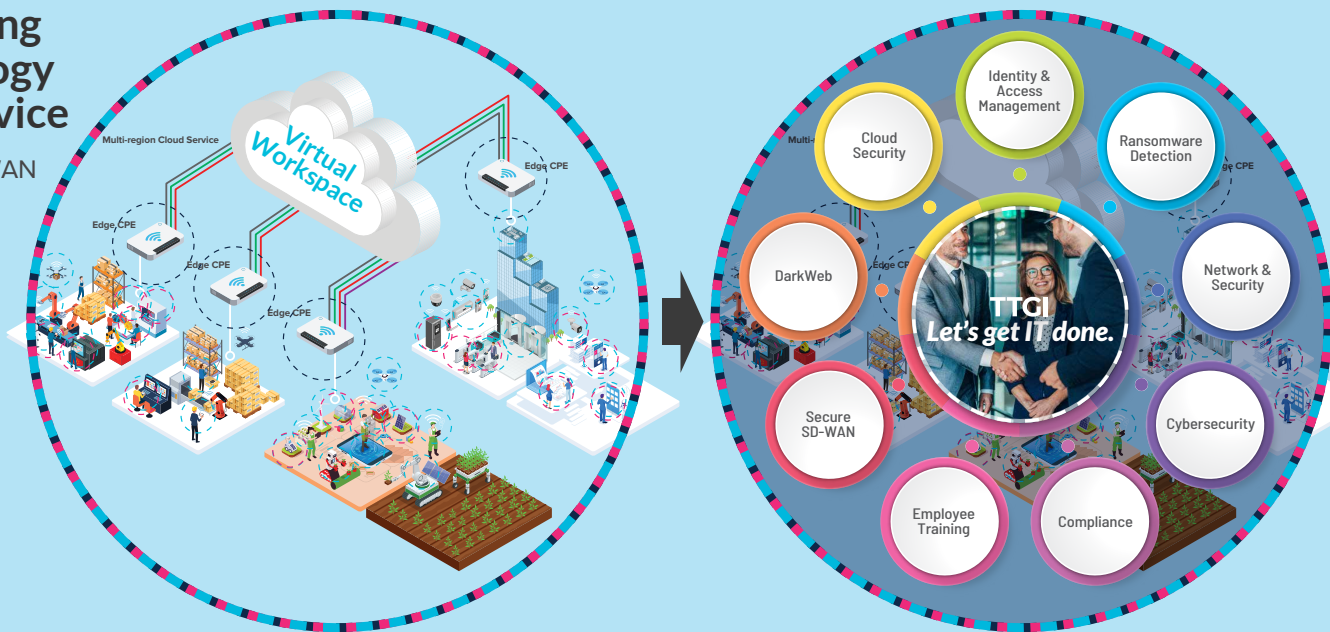


- 70+ Worldwide Channel Partners
- Over 12,000+ Combined Customer Sites
- Over 5,000+ Managed Devices
- Stage is set for Recurring Revenue Growth

OUR SOLUTIONS:

Everything Technology As A Service

Turnium SD-WAN
Tenacious
Claratti



CANADIAN SMALL-CAP SaaS COMPARABLES:

		Price	EV (\$M)	2023	EV/Sales 2024	2025	Revenue (\$M)				
							2023	2024	2025	24E/23E	25E/24E
Sylogist	SYZ-CA	\$11.36	279.9	4.3	4.1	3.7	65.5	68.4	76.4	4%	12%
Vitalhub	VHI-CA	\$8.51	354.0	6.7	5.4	4.8	52.5	65.4	74.4	25%	14%
OneSoft Solutions Inc.	OSS-CA	\$0.86	99.4	9.6	8.1	5.1	10.4	15.1	19.5	45%	29%
Kneat	KSI-CA	\$4.65	390.5	11.4	8.1	6.0	34.2	48.4	64.8	41%	34%
HealWELL AI	AIDX-CA	\$1.50	193.2	NM	4.6	2.5	7.3	42.2	76.3	477%	81%
Averages:				8.0	6.0	4.4	34.0	47.9	62.3	119%	34%
Turnium^	TTGI-CA	\$0.075	\$12.3	2.6	1.5	4.4	8.5	10.1	14.0	119%	39%

^ Note that Turnium revenues are pro-forma the Claratti acquisition and preliminary guidance

Source: FactSet (September 27, 2024); TTGI revenues are pro-forma the Claratti acquisition and preliminary guidance